



September 2023

# CIO Insights



At a crossroads?  
Economic and investment update



# Contents

---

01	Letter to investors	p.2
----	---------------------	-----

---

02	Risks to monitor	p.4
----	------------------	-----

---

03	Macroeconomic and asset class update	p.5
----	--------------------------------------	-----

Macroeconomics

Fixed income

Equities (developed markets)

Equities (emerging markets)

Commodities

FX

Real estate

---

04	Update on long-term investment themes	p.19
----	---------------------------------------	------

---

05	Forecast tables	p.21
----	-----------------	------

---

## Letter to Investors



Christian Nolting  
Global CIO

# At a crossroads?

Markets remain focused on monetary policy, with the dominant view still being that we are now close to the peak of the monetary tightening cycle. There is an assumption that this peak, when reached, will allow a policy pivot. This is despite evidence that inflation is still not yet fully under control, with uncomfortably high rates of core inflation in many economies. Fears around possible future stagflation have also not completely dissipated and energy costs are another concern.

What this means, in our view, is that expectations of an imminent sharp change in economic or policy direction are likely misplaced. Central banks will have good reasons to be cautious, even if this is indeed the peak of the tightening cycle. For developed market central banks, still buoyant labour markets (with their positive impact on consumption), combined with lingering inflation worries will make steering economies towards a soft landing more difficult. China, meanwhile, is trying to engineer the reverse: a not too soft “take off” for economic growth. Emerging market central banks must carefully address a range of other monetary policy issues too.

Central bank action will also not be perfectly synchronised. Any further Fed funds rate hike would come as a surprise and we still seem on course for a slow sequence of U.S. rate cuts in 2024. The ECB rate hike earlier this month was also probably its last in this cycle, although sticky core inflation in Europe seems likely to delay rate cuts in 2024. And the Bank of Japan could move in the opposite direction entirely, with two small technical hikes next year designed to finally return its policy rate to positive territory.

We remain confident that the central banks can manage us through these continuing policy realignments. For the developed markets, our base case is a soft recession or anaemic growth, followed by a moderate recovery. For China, we expect an eventual modest recovery in the final quarter of this year, led by services and some easing of restrictions in the property sector.

Against this macroeconomic background, investment management will call for subtle changes of direction rather than dramatic shifts in strategy. With inflation pressures unlikely to subside completely, fixed income yields are unlikely to slide down, although yield curves are expected to become less inverted. With corporate fundamentals likely to remain sound, despite the expected temporary economic deceleration, we do not expect sharp credit spread widening.

Equities, too, look likely to ride out any slowdown reasonably well, with earnings growth soon resuming. This will be largely driven in the U.S. and elsewhere by a reinvigorated technology and communication services sector. Relatively modest 12-month overall return targets for most equity markets will conceal a range of other specific opportunities too, including an expected reduction in the valuation discount for European vs. U.S. stocks. Potential future dips could also be seen as buying opportunities.

Commodity prices remain vulnerable, as always, to uncertainty around global and (in particular) Chinese growth. But supply concerns have already pushed up oil and energy prices as we approach winter in the northern hemisphere. Copper prices could receive some support from continuing activity in electrical vehicle and renewables sectors here. Gold could also be in demand in coming months from investors trying to hedge against perceived recession risks.

So where will the key future crossroads be? My suggestion would be for investors to also look beyond monetary policy to ongoing profound changes of direction in the real world around us. We attempt to capture these in our long-term investment themes, discussed later, which cover the three areas of next-phase technology, resource transition and population support.

We can already see the potential of technology to address environmental issues and change how we live. What may be less evident is how markets are evolving to better channel capital, and the implications for investors, not just in terms of opportunities but also valuations and risk assessment.

These changes mean that this is an exciting time to be an investor, but also one that calls for circumspection. Portfolios need to be managed carefully to anticipate both policy and structural economic changes. We are looking forward to providing you with assistance here.

Christian Nolting

Christian Nolting  
Global CIO



Please use the QR code to access a selection of other Deutsche Bank CIO reports ([www.deutschewealth.com](http://www.deutschewealth.com)).

# 02

## Risks to monitor

**Geopolitics** are set to remain centre stage with the U.S. administration imposing additional export and investment restrictions on China and some Middle Eastern countries for selected semiconductor products and equipment. Western producers' export prospects are therefore being adversely affected. China may be able to circumvent some of the U.S. sanctions thanks to its own advances in high-end semiconductors, while its seemingly retaliatory restrictions on its exports of critical raw materials have ramped up the price pressure on Western companies.

The BRICS decision to admit six new members will not only make the grouping more diverse but is also likely to boost the political and global trading clout of these emerging market economies. And with Taiwanese elections scheduled for January 2024 their impact on relations with China and the U.S. will also require close monitoring

The Russia-Ukraine grain export agreement has not been renewed, driving up food prices and adding to those shortages already caused by climate risk events such as severe droughts and flooding. These have hit emerging market economies particularly hard. Food price pressures are being exacerbated by India, the world's biggest rice exporter, implementing export restrictions.

**Drought**-induced low water levels have curtailed hydro power generation in several regions globally. This along with climate-related greater use of air conditioning is driving up fossil fuel consumption. In addition, energy prices have been driven higher by the OPEC+ decision to cut its output until the end of the year.

Recent economic data releases indicate that **central bank tightening** is starting to have tangible effects, slowing growth in some developed economies. Sticky core inflation may however prompt interest rates to be kept higher for longer.

**Defaults** in Asian debt markets have been an issue for over a year. But while default rates in Europe are approaching their highest monthly levels for the last three years, they improved in August in the U.S. With refinancing conditions deteriorating, however, default rates may climb further.

The **supply of U.S. Treasuries** could be another swing factor for bond markets as investors try to anticipate the U.S. government's financing requirements following the delays caused by the protracted debt ceiling discussions earlier this year. Since the share of debt issued as short-dated T-Bills was higher than markets expected, investors are wondering whether they will be rolled over to longer dated T-Bonds going forward, so this may stoke volatility.

### Risks to monitor

#### Market and portfolio implications:

- Emerging market economies set for greater prominence in geopolitics and global trade
- Central bank policy and U.S. Treasury issuance moving bond markets
- Climate risk an inflation driver; economic slowdown may push up default rates

# 03

## Macroeconomic and asset class update





### Macroeconomics

Following the U.S. economy’s resilience in Q2 and likely expansion in Q3 2023, leading indicators point to a slowdown in Q4 2023 and Q1 2024 as tight monetary policy increasingly weighs on parts of the economy. A severe downturn should be avoided as we foresee only a mild increase in unemployment and a dampening of wage growth. Robust consumption may weaken due to higher policy rates.

Although the Eurozone should avoid a recession in both 2023 and 2024 it will probably post only anaemic growth with elevated interest rates weighing on demand. Rising wages and declining headline inflation may boost real disposable income and thus support private consumption.

Figure 1: GDP growth forecasts for 2023 and 2024 (%)

Source: Deutsche Bank AG. Forecasts as of September 7, 2023.

	2023	2024
 U.S.*	2.0	0.4
 Eurozone	0.8	0.9
 Germany	0.0	1.0
 France	0.7	0.7
 Italy	0.9	0.6
 Spain	2.5	1.4
 Japan	2.1	1.1
 China	4.8	4.5
 World	2.9	2.7

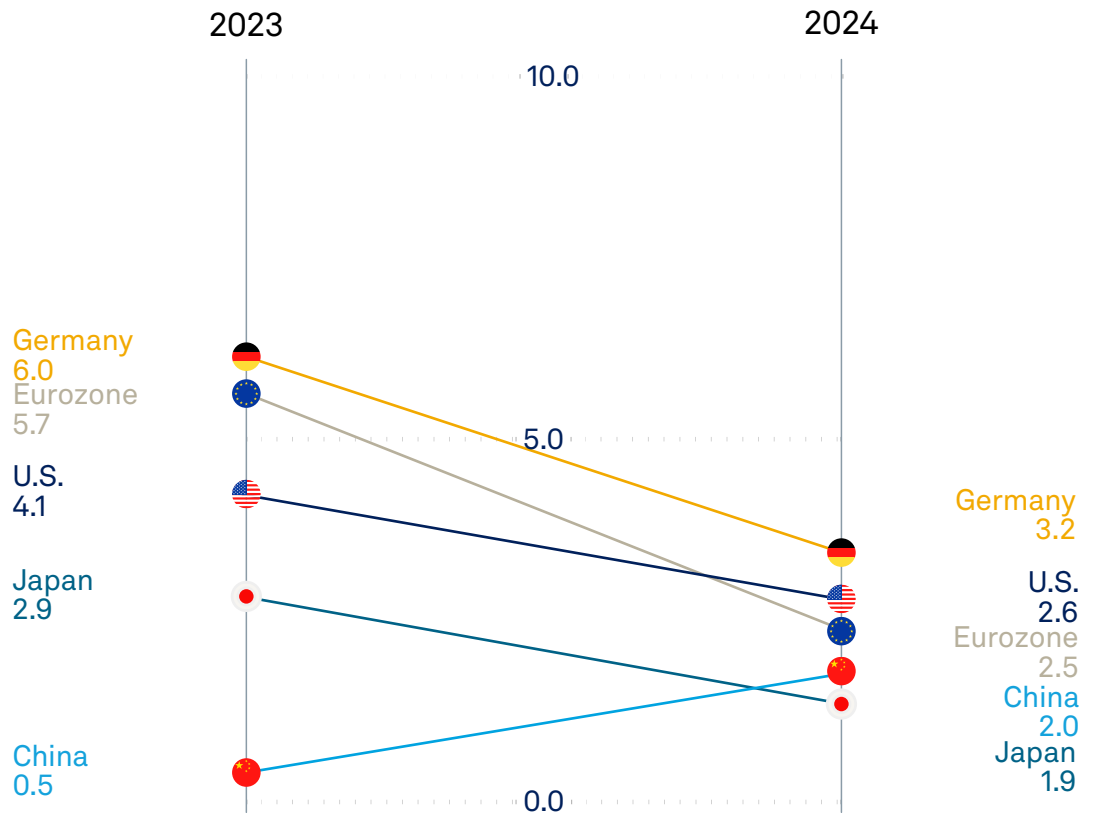
\*For the U.S., GDP growth Q4/Q4 is 1.4% in 2023 and 0.4% in 2024

In Europe, Middle East and Africa as well as in Asia Pacific this material is considered marketing material, but this is not the case in the U.S. No assurance can be given that any forecast or target can be achieved. Forecasts are based on assumptions, estimates, opinions and hypothetical models which may prove to be incorrect. Past performance is not indicative of future returns. Performance refers to a nominal value based on price gains/losses and does not take into account inflation. Inflation will have a negative impact on the purchasing power of this nominal monetary value. Depending on the current level of inflation, this may lead to a real loss in value, even if the nominal performance of the investment is positive. Investments come with risk. The value of an investment can fall as well as rise and you might not get back the amount originally invested at any point in time. Your capital may be at risk.  
This document was produced in September 2023.

Japan's economy displayed dynamic growth in Q2. Given the strong wage growth and improved terms of trade, we expect above-potential growth rates. In China, activity and sentiment deteriorated swiftly during Q2 and Q3. The measures announced to support investment and consumption should unfold only gradually, helping to bolster the recovery from Q4 onwards.

Figure 2: Consumer price inflation forecasts for 2023 and 2024 (%)

Source: Deutsche Bank AG. Forecasts as of September 7, 2023.



Central banks are still having to contend with sticky core inflation and a weak global economy. The Fed's first rate cuts can be expected in Q2 2024, while the ECB should follow in the second half of 2024. In Japan, policy normalisation will still take time. The negative interest rate policy could end in mid-2024. More monetary easing by the PBoC in China could be on the table, if further targeted fiscal or housing measures by the government turn out to be insufficient to revive the recovery.

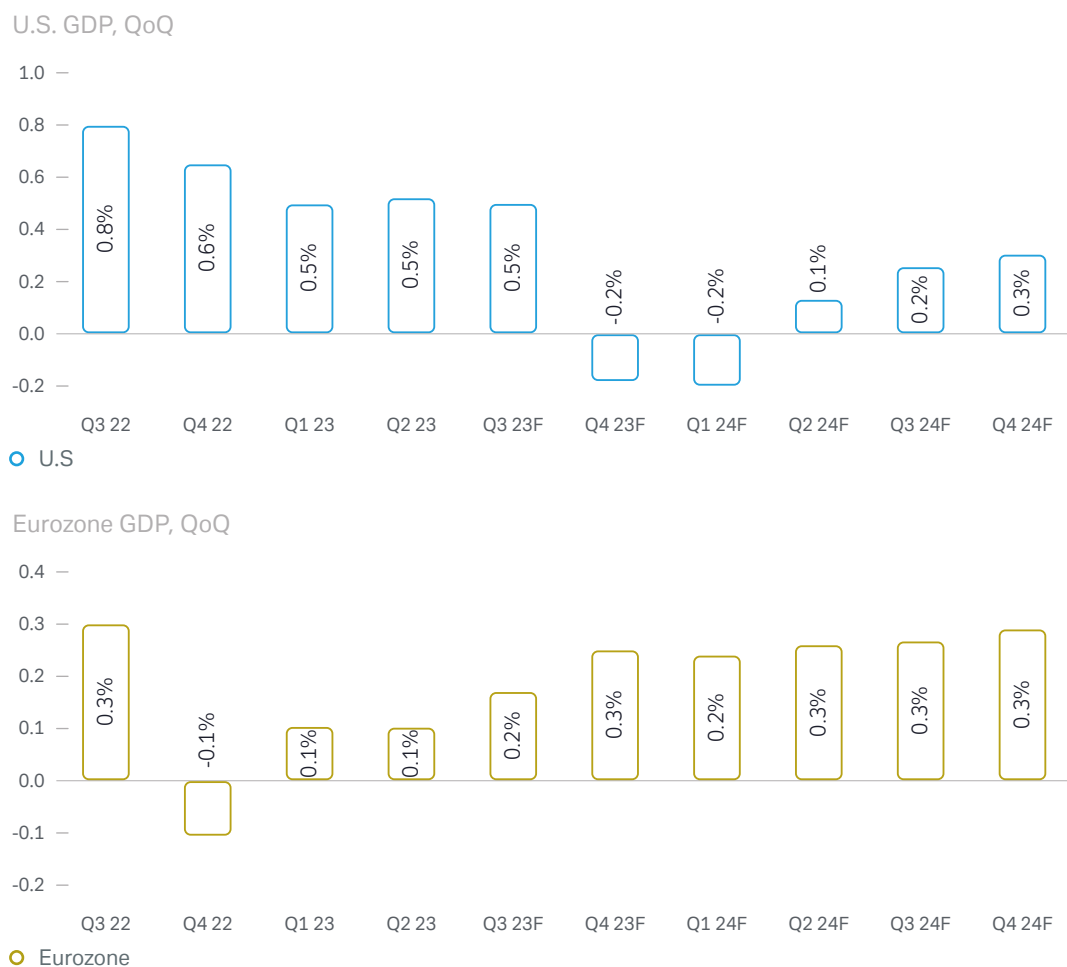
Chinese measures intended to support investment and consumption may unfold only gradually, but should help stabilise the recovery from Q4 2023 onwards.

In Europe, Middle East and Africa as well as in Asia Pacific this material is considered marketing material, but this is not the case in the U.S. No assurance can be given that any forecast or target can be achieved. Forecasts are based on assumptions, estimates, opinions and hypothetical models which may prove to be incorrect. Past performance is not indicative of future returns. Performance refers to a nominal value based on price gains/losses and does not take into account inflation. Inflation will have a negative impact on the purchasing power of this nominal monetary value. Depending on the current level of inflation, this may lead to a real loss in value, even if the nominal performance of the investment is positive. Investments come with risk. The value of an investment can fall as well as rise and you might not get back the amount originally invested at any point in time. Your capital may be at risk. This document was produced in September 2023.



Figure 3: Quarterly growth figures for the U.S. and Eurozone

Source: Deutsche Bank AG. Data as of September 12, 2023.



## Macroeconomics

Market and portfolio implications:

- In both DMs and many EM countries, high key interest rates will have a gradually detrimental impact on the economy
- However, economic development is likely to be very mixed, particularly in the EMs
- Labour markets remain robust and core inflation is often sticky – the results are “higher for longer” rates



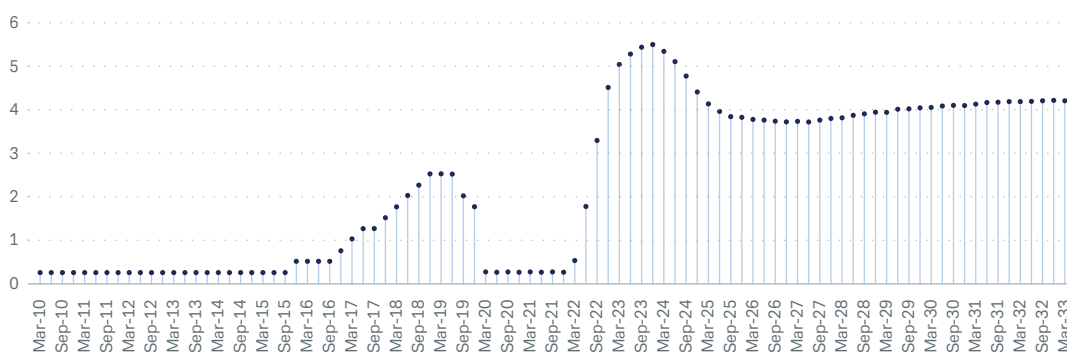
## Fixed income

Helped by strong private consumption and a robust labour market the U.S. is unlikely to see a pronounced recession, with its economy essentially recovering by Q2 next year. At the same time the continuing threat of second-round effects stoking inflation will prompt the Fed to continue adopting a hawkish undertone despite Fed funds rate cuts. This should enable U.S. Treasury yield curve inversion to moderate as short-end rates decline while long-end rates are expected to remain close to current levels.

Figure 4: Policy rates expectations (higher for longer)

Source: Bloomberg Finance L.P., Deutsche Bank AG. Data as of September 13, 2023.

Fed funds rate (to present) and Secured Overnight Financing Rate (SOFR) futures thereafter



The situation is likely to be similar in the Eurozone despite a relatively stagnant growth outlook for next year. Core inflation pressures are proving to be sticky, which should reduce the likelihood of the ECB significantly loosening its monetary policy, resulting in rates remaining higher for longer. As a result, the Bund yield curve is expected to steepen and return to a normal curvature with longer maturity rates moving slightly higher and shorter maturities moving in the opposite direction.

With regards to the Eurozone periphery bonds, we expect the Spanish 10Y spread to Bunds to remain stable given the support from the ECB's Transmission Protection Instrument. However, the Italian 10Y spread is likely to widen as Italy struggles to balance its budget and faces ongoing difficulties in achieving the targets and milestones to receive funding from the EU's Recovery and Resilience Facility.

## Government bonds

Market and portfolio implications:

- Stable long-end U.S. Treasury rates expected as economy recovers
- Bunds yield curve to normalise; inflation pressures remain sticky
- Italian spreads to Bunds to widen as budgetary risks bite

The economic environment is expected to remain conducive to further tightening in U.S. IG spreads on the back of recovering economy over the forecast horizon. Similarly, the absence of a recession in the Eurozone should allow for compression in EUR IG spreads, however the relatively anaemic growth environment will mean they remain higher than the spreads of their U.S. counterparts. With rates expected to remain higher on both sides of the Atlantic, IG corporate bonds will continue to garner attention given their high quality and attractive yields.

The default rates for both USD HY and EUR HY have picked up and will probably climb as lower rated issuers struggle to refinance at higher rates. However, given last year's very low default levels, this rise in default rates should be seen as a normalisation rather than a major deterioration. We therefore expect the spreads to rise from current levels but not sharply. The strong fundamentals relative to historical levels, despite some unwinding seen in the last quarters, along with the elevated carry opportunity for investors, underpin this mild outlook.

Figure 5: Maturity wall challenging but manageable

Source: Bloomberg Finance L.P., Deutsche Bank AG. Data as of August 25, 2023.

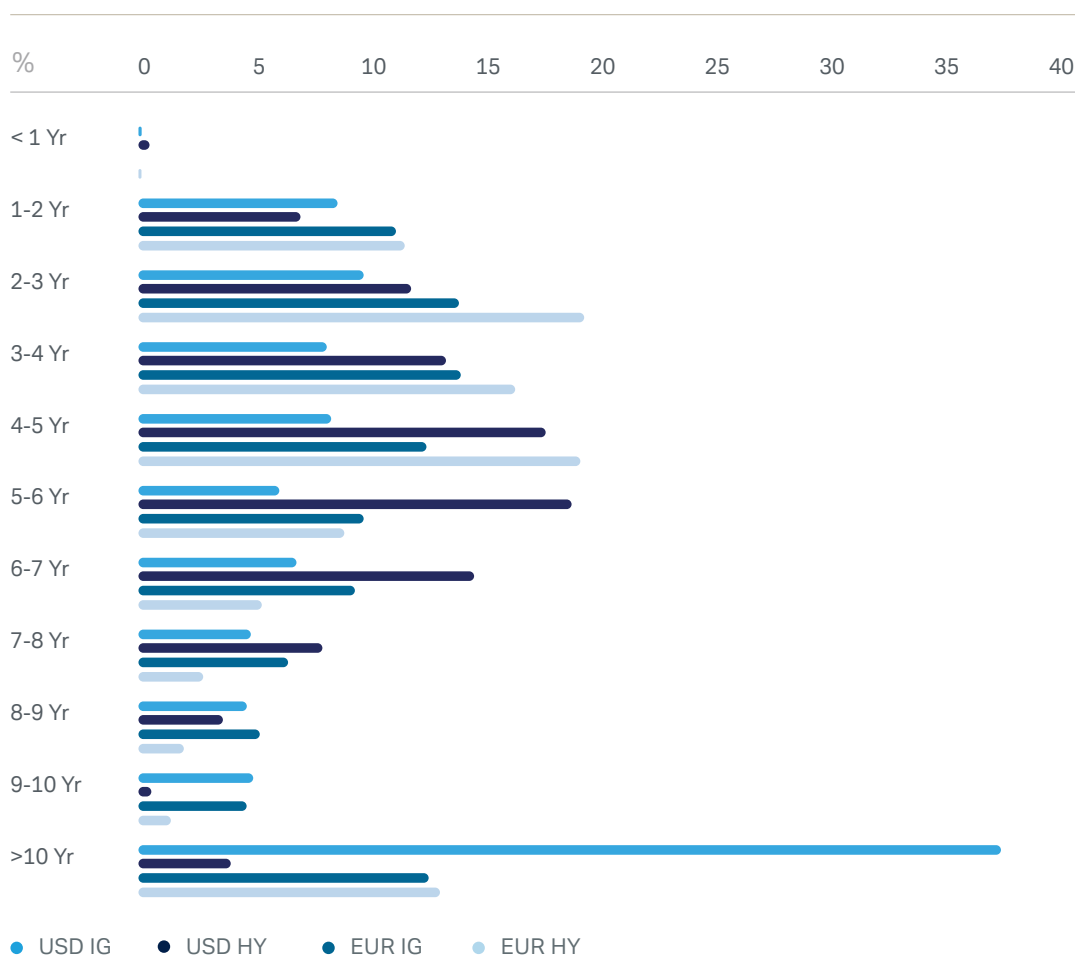


Chart shows percentage of issued bonds due to mature in time period stated

EM credit markets are likely to trade close to current levels over the next 12 months. The headwind from China's property sector is likely to recede, which should pave the way for sentiment to improve for the entire segment along with strong micro fundamentals and technicals returning to the forefront for EM corporates. On the other hand, idiosyncratic fiscal risks for some EM countries along with generally lower growth in China will probably prevent any improvement in EM sovereigns.

In Europe, Middle East and Africa as well as in Asia Pacific this material is considered marketing material, but this is not the case in the U.S. No assurance can be given that any forecast or target can be achieved. Forecasts are based on assumptions, estimates, opinions and hypothetical models which may prove to be incorrect. Past performance is not indicative of future returns. Performance refers to a nominal value based on price gains/losses and does not take into account inflation. Inflation will have a negative impact on the purchasing power of this nominal monetary value. Depending on the current level of inflation, this may lead to a real loss in value, even if the nominal performance of the investment is positive. Investments come with risk. The value of an investment can fall as well as rise and you might not get back the amount originally invested at any point in time. Your capital may be at risk. This document was produced in September 2023.

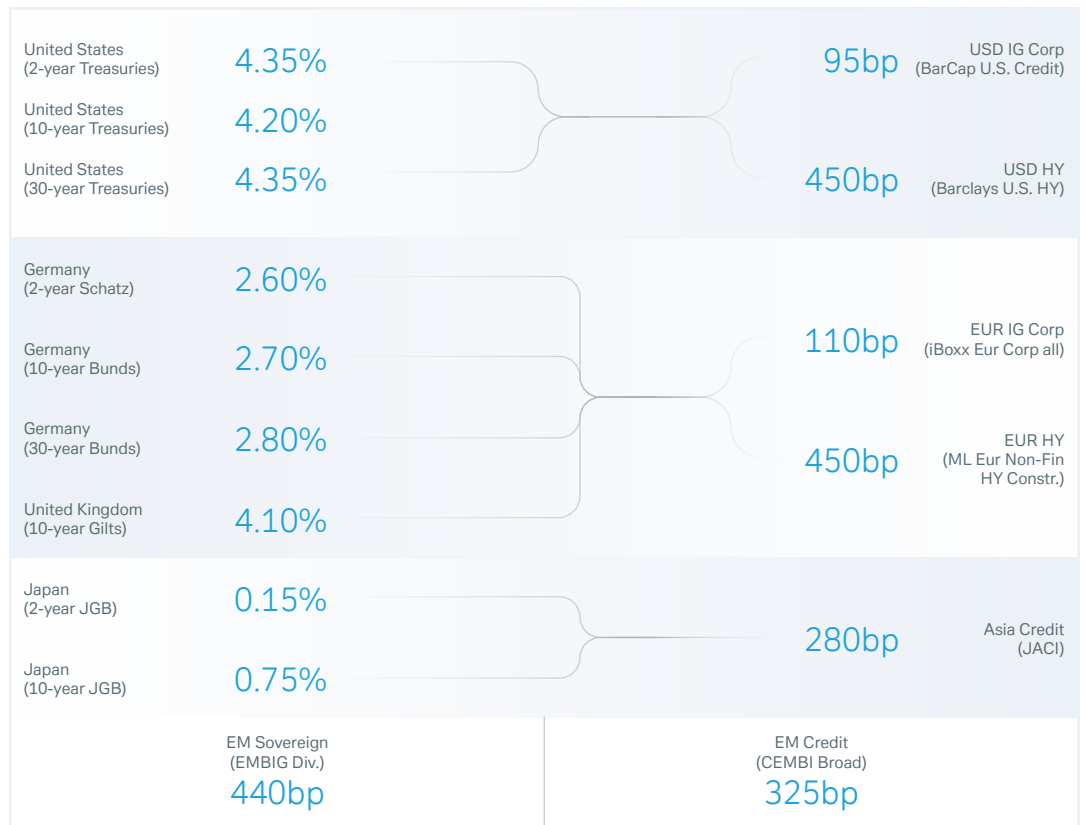
## Corporate credit

Market and portfolio implications:

- Spread tightening should boost the total return potential for IG
- HY default rates to normalise but carry opportunity strong
- EM credit spreads to move sideways as macro environment offsets micro factors

Figure 6: Fixed income forecasts for end-September 2024

Source: Deutsche Bank AG. Forecasts as of September 7, 2023.



IG corporate bonds will continue to garner attention given their high quality and attractive yields.



## Equities (developed markets)

After an impressive H1, the rally in developed market (DM) equities has lost momentum, with the S&P 500 and the STOXX 600 moving sideways during Q3.

The valuation of the S&P 500, the H1 performance of which was driven by a few large technology companies benefiting from the growing interest in AI, remains stretched and has already discounted much of the pick-up in earnings expected in the next few quarters. Technology-related sectors have spearheaded an improvement in earnings quality, but partly due to the expected U.S. slowdown we see only limited upside potential for the S&P 500 from current levels.

The STOXX 600 registered muted performance in Q3 as economic indicators pointed to macro weakness, China's recovery stalled, and net interest income in the weighty banking sector was seemingly close to peaking. We do however expect European labour markets to remain robust and to support consumption and corporate profits. Although European equities appear to have priced substantial downside risks, since we expect earnings to rise slightly over the next 12 months, the STOXX 600 should offer attractive upside potential, especially if the Chinese recovery gathers steam again.

Figure 7: Next twelve month P/E ratios

Source: Refinitiv, Deutsche Bank AG. Data as of September 12, 2023.



The TOPIX, which has closed in the green every month this year in yen terms (record performance since April 2013) could continue its upward trend on the back of nominal growth that has picked up significantly for the first time in over 30 years, strong private sector cash holdings, and the Tokyo Stock Exchange's ambitions to strengthen corporate governance and capital.

### Developed market equities

#### Market and portfolio implications:

- Limited upside for S&P 500 as earnings need to catch up with valuations
- Large STOXX 600 valuation discount likely to fade as modest earnings growth returns
- TOPIX has further room to run as backdrop remains favourable

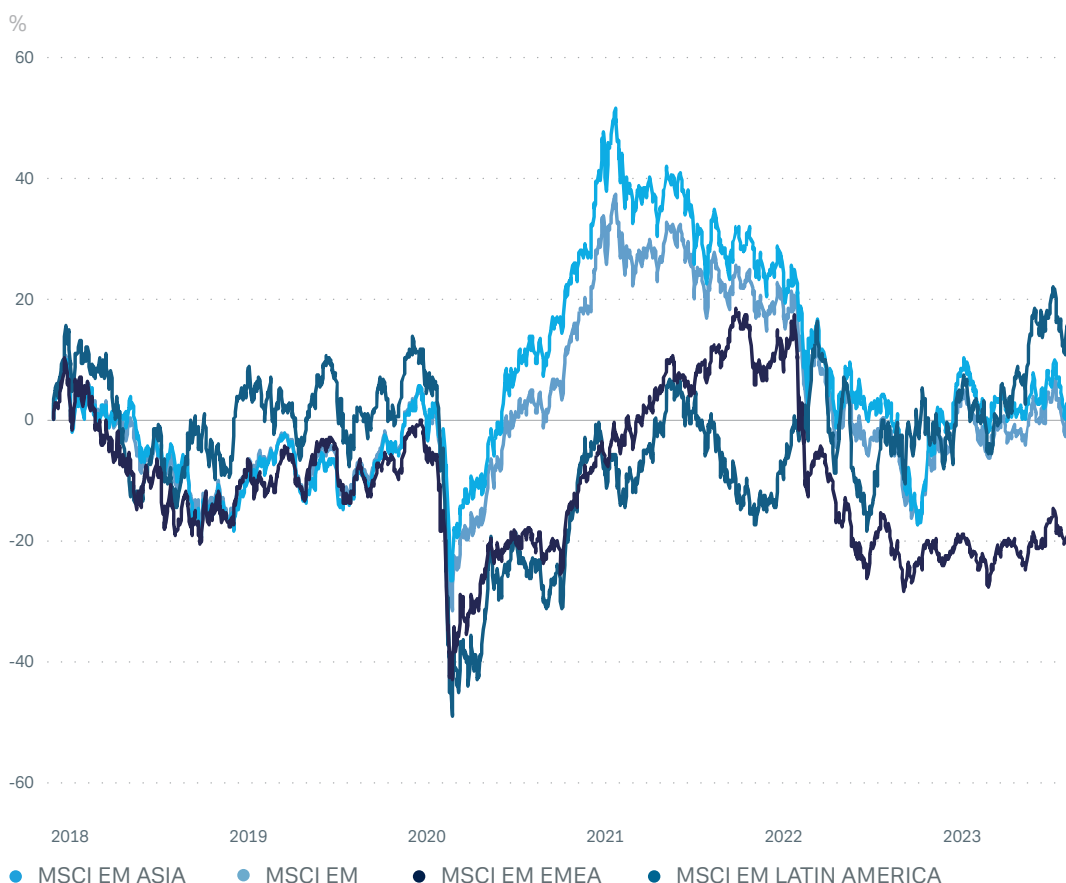


## Equities (emerging markets)

Since the year began, emerging market (EM) equities have underperformed their developed market (DM) counterparts markedly. However, there are bright spots, with two top performers – Hungary and Mexico – posting total returns of 20% or more (in USD terms), while the best performing sectors have been IT and energy with double-digit gains.

Figure 8: Total return performance of emerging market equities (in USD)

Source: Refinitiv, Deutsche Bank AG. Data as of September 8, 2023.



China's stalled economic recovery has depressed sentiment in Chinese equity markets, while monetary and fiscal stimulus have been less effective than hoped. Should policy measures succeed in stabilising the property market and boosting demand for durable consumer goods – albeit slowly – this could enable Chinese equities to realise their upside potential (they have been trading below their long-term average). In EM Asia, we continue to like the Indian market given its dynamic growth prospects and as a major beneficiary of global supply chain diversification. Near-term risks could mainly emerge from higher-than-expected U.S. Treasury yields, a stronger USD and a further rise in crude oil prices.

Elsewhere in EMs, early hiking central banks in LatAm and Eastern Europe, such as Brazil, Chile and Hungary, have already entered or are expected to enter their respective easing cycles. This may see their respective currencies come under pressure if DM central banks such as the Fed and the ECB remain restrictive for longer, thus dampening equity performance for international investors in the short term. FX risks aside, energy and materials-heavy LatAm look attractive given its their low valuation and high dividend yield expected over the next 12 months.

In Europe, Middle East and Africa as well as in Asia Pacific this material is considered marketing material, but this is not the case in the U.S. No assurance can be given that any forecast or target can be achieved. Forecasts are based on assumptions, estimates, opinions and hypothetical models which may prove to be incorrect. Past performance is not indicative of future returns. Performance refers to a nominal value based on price gains/losses and does not take into account inflation. Inflation will have a negative impact on the purchasing power of this nominal monetary value. Depending on the current level of inflation, this may lead to a real loss in value, even if the nominal performance of the investment is positive. Investments come with risk. The value of an investment can fall as well as rise and you might not get back the amount originally invested at any point in time. Your capital may be at risk. This document was produced in September 2023.

Despite its strong YTD outperformance, we remain constructive on the Mexican market. Though short-term consolidation may occur, medium-term investors could utilise potential corrections as interesting entry points. Over a 12-month horizon we see mid-single-digit upside for the MSCI Emerging Markets Index and we expect the MSCI EM Asia, which accounts for over 75% of global EM market cap, to slightly outperform its global peers.

## Emerging market equities

### Market and portfolio implications:

- EM IT and energy sectors could see double-digit performance this year
- We expect EM Asia to outperform its global peers over the next 12 months
- Chinese equities trading 20% below long-term average with moderate macro outlook

Figure 9: Equity index forecasts for end-September 2024

Source: Deutsche Bank AG. Forecasts as of September 7, 2023.

	S&P 500	4,500
	DAX	16,700
	EuroStoxx 50	4,350
	STOXX Europe 600	470
	MSCI Japan	1,500
	SMI	11,300
	FTSE 100	7,400
	MSCI EM	1,010
	MSCI Asia ex Japan	655
	MSCI Australia	1,350

In Europe, Middle East and Africa as well as in Asia Pacific this material is considered marketing material, but this is not the case in the U.S. No assurance can be given that any forecast or target can be achieved. Forecasts are based on assumptions, estimates, opinions and hypothetical models which may prove to be incorrect. Past performance is not indicative of future returns. Performance refers to a nominal value based on price gains/losses and does not take into account inflation. Inflation will have a negative impact on the purchasing power of this nominal monetary value. Depending on the current level of inflation, this may lead to a real loss in value, even if the nominal performance of the investment is positive. Investments come with risk. The value of an investment can fall as well as rise and you might not get back the amount originally invested at any point in time. Your capital may be at risk. This document was produced in September 2023.

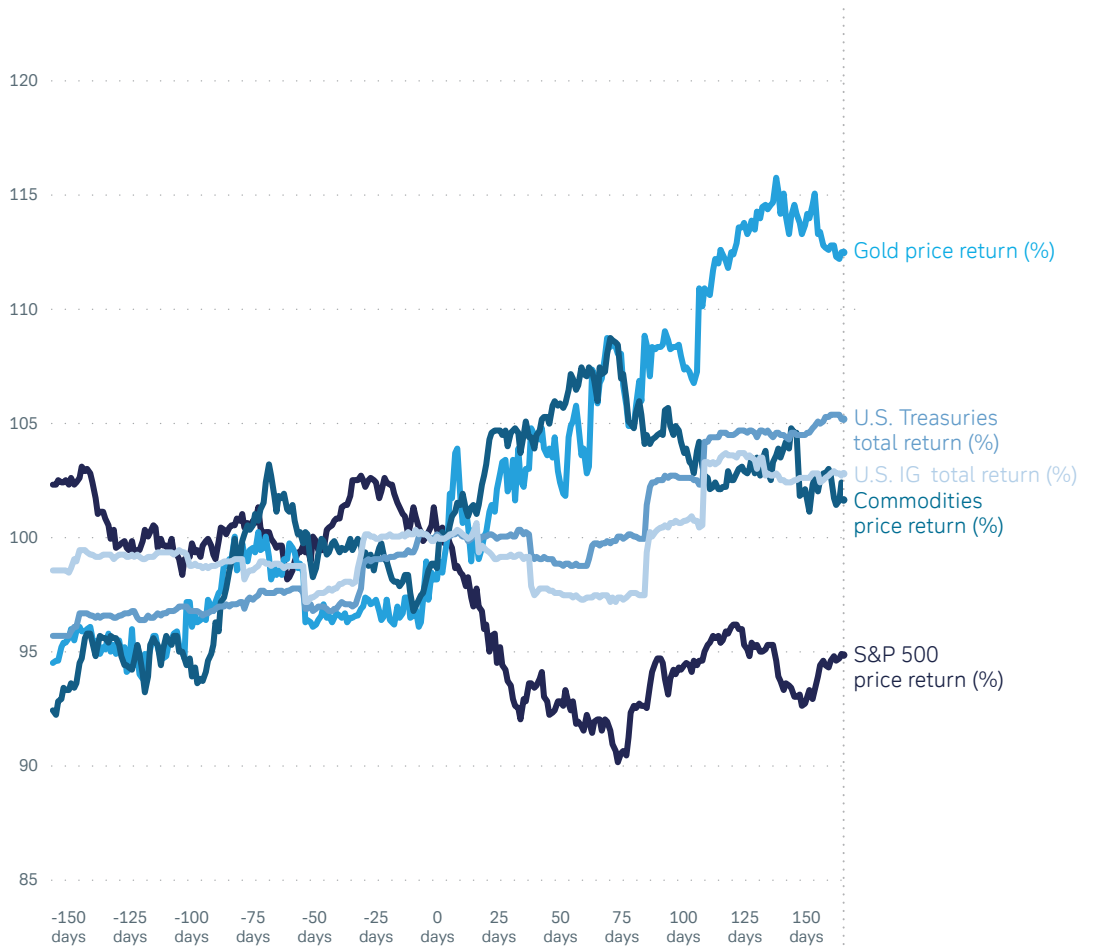


## Commodities

With OPEC+ action, oil prices have risen again. Saudi Arabia’s additional voluntary production cuts and reduced Russian exports have more than offset the recent jump in U.S. oil production. The demand side does continue to be underpinned by China where apparent oil demand remains high, despite declining from its peak in April. We therefore continue to expect an elevated oil price environment over the next 12 months. However, uncertainty surrounding China’s economic outlook along with the expected slowdown in the U.S. may induce near-term price volatility.

Figure 10: Average returns around U.S. recessions since 1973 (Index: 0 days = 100)

Source: Bloomberg Finance L.P., Deutsche Bank AG. Data as of September 4, 2023.



With monetary policy at advanced stages, we expect policy rates to remain higher for longer. Nevertheless, positioning on expectations of rate cuts by the end of the forecast horizon should propel gold higher. Additionally, the possibility of recession despite the increased likelihood of a soft landing along with the demand from EM central banks should keep gold well bid over the course of next 12 months. Figure 11 presents our end-September 2024 Commodity forecasts.

In Europe, Middle East and Africa as well as in Asia Pacific this material is considered marketing material, but this is not the case in the U.S. No assurance can be given that any forecast or target can be achieved. Forecasts are based on assumptions, estimates, opinions and hypothetical models which may prove to be incorrect. Past performance is not indicative of future returns. Performance refers to a nominal value based on price gains/losses and does not take into account inflation. Inflation will have a negative impact on the purchasing power of this nominal monetary value. Depending on the current level of inflation, this may lead to a real loss in value, even if the nominal performance of the investment is positive. Investments come with risk. The value of an investment can fall as well as rise and you might not get back the amount originally invested at any point in time. Your capital may be at risk. This document was produced in September 2023.



Figure 11: Commodity forecasts for end-September 2024


Source: Deutsche Bank AG. Forecasts as of September 7, 2023.



## Commodities

Market and portfolio implications:

- Chinese demand and OPEC+ cuts dominate the oil outlook
- Gold to continue to shine on the back of economic and interest rate uncertainty
- Turn in manufacturing sentiment required for copper



## FX

Following the tenth consecutive hike by the ECB at its September meeting, the comments by the central bank suggested that further rate hikes are unlikely. Although upside risks remain for the monetary policy, we expect the support EUR draws from it is likely to wane since significant upside risks are also present for U.S. monetary policy given the hawkish September FOMC meeting. Nevertheless, the ECB might be stuck at the terminal rate for longer than the Fed as energy price impact is a bigger problem for the Eurozone given that it is a net energy importer – in contrast to the U.S. – and labour markets should remain tight. Tougher regulation is likely to slow the feedthrough of second-round effects in the Eurozone, whereas slack in the U.S. economy should build faster and enable an occasional cut. A tightening of the Bunds-U.S. Treasuries spread could support the EUR then. In addition, many negative economic expectations are already priced into the EUR, while the outlook for the USD is seen to be positive.

In Japan, ultra-loose monetary policy is likely to be maintained until at least spring 2024. Potential for a sustainable recovery in the JPY will only arise as less restrictive monetary policy is priced into other currency areas. The JPY should therefore have appreciated against the USD by the end of September 2024.

Figure 12: FX forecasts for end-September 2024

Source: Deutsche Bank AG. Forecasts as of September 7, 2023.

EUR vs. USD	1.12
USD vs. JPY	135
EUR vs. JPY	151
EUR vs. CHF	1.00
EUR vs. GBP	0.86
GBP vs. USD	1.30
USD vs. CNY	7.20

With underlying inflation dynamics having broadened and wage growth remaining vigorous in the UK, the Bank of England's monetary policy is likely to remain restrictive for the foreseeable future. We see the GBP/USD moderately firmer at the end of September 2024.

China's sluggish economic recovery has weighed heavily on the CNY. However, the Chinese authorities' stimulus measures should support the CNY in the medium term. We expect the CNY to trade a little stronger by the end of September 2024.

## FX

### Market and portfolio implications:

- The EUR might appreciate moderately against the USD as the ECB should keep rates high for longer than the Fed
- Both the JPY and GBP should also gain against the USD due to the improved growth outlook for Japan and the UK
- Stimulus could help the CNY rebound vs the USD

Changing growth dynamics could help the EUR pare back recent losses against the USD.



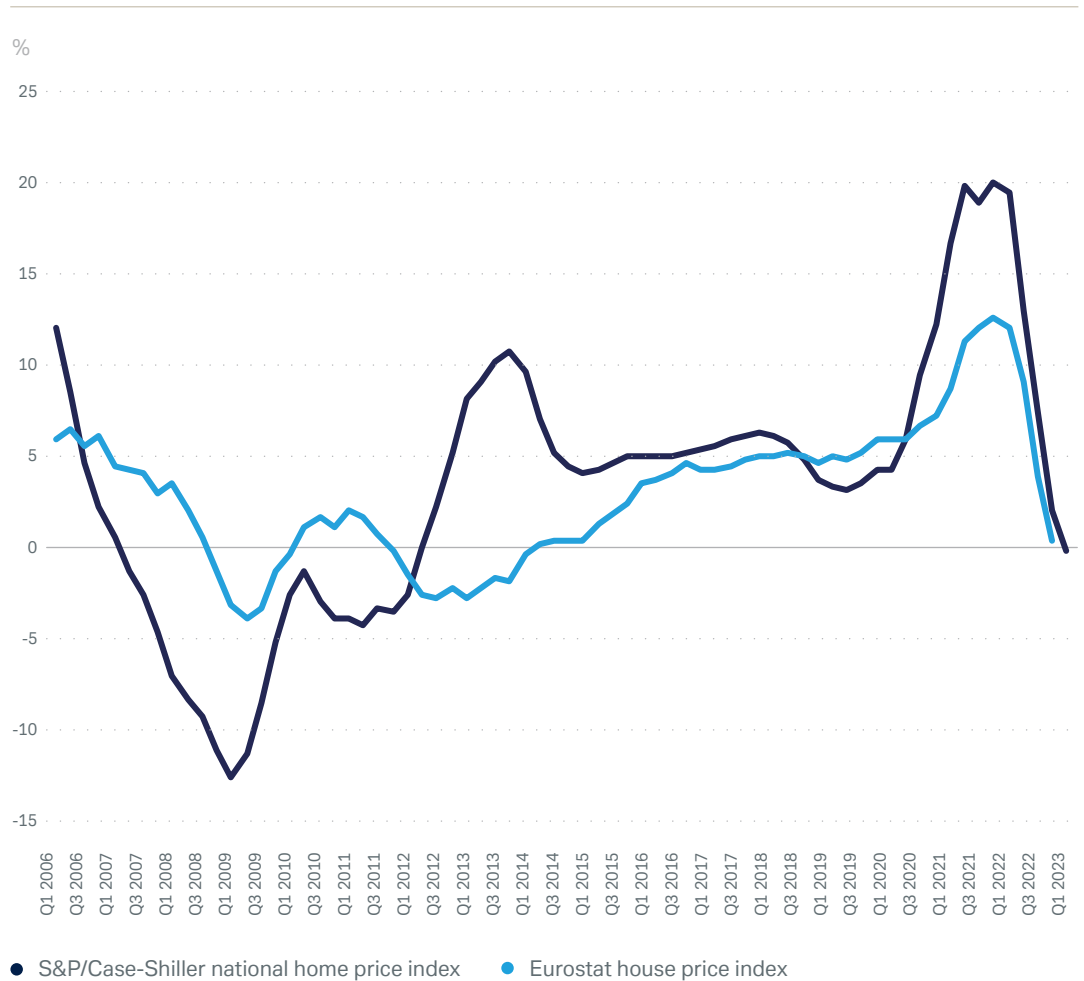
## Real estate

Rising interest rates and the economic slowdown have taken their toll on the sector. Robust fundamentals have, however, enabled most segments and countries to cope. The few exceptions include markets characterised by high levels of private household debt and floating-rate mortgages. The office segment continues to trend downward, due to the digitalization- and pandemic-related decline in demand, while price discovery is being inhibited by sharply reduced transaction volumes. However, prime offices that meet high ESG standards continue to enjoy robust demand and generate solid rental growth.

We continue to see the brightest prospects for industrial and residential properties, with their vacancy rates below historical averages, while demand and supply dynamics remain strong. Retail should perform better than the office segment but not as well as industrial and residential, with department stores being challenged by digitization trends. Leisure-related properties have a promising outlook thanks to the recovery in travel, tourism and out-of-home socialising. Housing shortages persist in major developed markets due to demographic shifts that are boosting demand and subdued construction activity exacerbated by high building costs. Investors should closely monitor the sustainability aspect, as energy-efficient buildings are commanding rising price premiums. Residential and industrial properties are also experiencing solid rental growth with the latter benefiting from the inexorable rise of e-commerce, limited availability of space, and supply chain diversification imperatives.

Figure 13: U.S. and Eurozone house prices (change YoY)

Source: Refinitiv. Data as of September 13, 2023.



● S&P/Case-Shiller national home price index ● Eurostat house price index

In Europe, Middle East and Africa as well as in Asia Pacific this material is considered marketing material, but this is not the case in the U.S. No assurance can be given that any forecast or target can be achieved. Forecasts are based on assumptions, estimates, opinions and hypothetical models which may prove to be incorrect. Past performance is not indicative of future returns. Performance refers to a nominal value based on price gains/losses and does not take into account inflation. Inflation will have a negative impact on the purchasing power of this nominal monetary value. Depending on the current level of inflation, this may lead to a real loss in value, even if the nominal performance of the investment is positive. Investments come with risk. The value of an investment can fall as well as rise and you might not get back the amount originally invested at any point in time. Your capital may be at risk. This document was produced in September 2023.

As the hiking cycle nears its end and rates plateau, non-office real estate prices may have already bottomed out. Since we expect the major economies to avoid a severe recession and experience continued moderate wage growth, the property sector could soon embark on a new uptrend – albeit less steep than during the last cycle.

China remains an outlier with its domestic real estate recovery having stalled. Policy measures should however ultimately stabilise market activity and enable ailing developers to gradually recover.

## Real estate


Market and portfolio implications:

- Headwinds remained manageable in most regions and segments
- Real estate markets approaching bottom, return to moderate price increases likely
- Residential and logistics properties remain first choice

---

In general, retail property should perform better than the office segment but not as well as industrial and residential.

---



In Europe, Middle East and Africa as well as in Asia Pacific this material is considered marketing material, but this is not the case in the U.S. No assurance can be given that any forecast or target can be achieved. Forecasts are based on assumptions, estimates, opinions and hypothetical models which may prove to be incorrect. Past performance is not indicative of future returns. Performance refers to a nominal value based on price gains/losses and does not take into account inflation. Inflation will have a negative impact on the purchasing power of this nominal monetary value. Depending on the current level of inflation, this may lead to a real loss in value, even if the nominal performance of the investment is positive. Investments come with risk. The value of an investment can fall as well as rise and you might not get back the amount originally invested at any point in time. Your capital may be at risk. This document was produced in September 2023.

# 04

## Update on long-term investment themes

We see three key interlinked long-term global challenges: how to properly manage and conserve our global resources; how to provide for a still-growing global population; and how to develop key technologies to help us all do this. Our long-term investment themes (LTIT) are therefore grouped into three areas: resource transition, population support and next-phase technology.

### Resource transition

---



#### Land Resources:

These include natural resources that are both below and above-ground, e.g. minerals, agriculture and water. We have been increasing our demand on these resources for many years. The challenge is to reduce consumption and encourage conservation and recycling through technological as well as nature-based solutions. Regeneration of nature, for example through reducing CO<sub>2</sub> emissions is another priority. Cement, aluminium, steel and plastics are among the key development areas.



#### Energy Transition:

We need to produce and use energy more sustainably. The usual emphasis here is on switching sources of energy to those that emit less CO<sub>2</sub>. But the transition will also involve changing the way we distribute, store and consume energy, also with a growing emphasis on security. Electrification is likely to be a key component here. We consider both the enhancement of existing renewable technologies (e.g. solar, wind), and potential new energy sources (e.g. "green" hydrogen).



#### Blue Economy:

A healthy Ocean provides ecosystem services and benefits that help human wellbeing and global economic prosperity. But over-exploitation and rising temperatures will require a rethink of existing maritime industry value chains. The augmentation of existing sectors such as wild fishing, aquaculture, shipping and ports, energy, and tourism by new areas such as deep-sea mining and biotechnology will create particular challenges.

### Population support

---



#### Infrastructure:

Investor interest has broadened out from traditional physical infrastructure (e.g. utilities, power, transport) to also include the green transition and social equity, with technology driving change in many areas. Government policy is also changing fast, particularly around the energy transition. All this is encouraging an increasingly differentiated view about the nature of infrastructure investment and expected returns.



### HealthCare and MedTech:

Rising personal incomes are helping to drive demand, with technology providing a wide range of new potential solutions. Fundamental scientific advances (e.g. in biotechnology and genomics) are being bolstered by technology at a broad (e.g. artificial intelligence in drug development) and individual patient level (e.g. telemedicine and remote monitoring).



### Millennials and GenZ:

The economic power and spending preferences of different demographic age groups will remain important for both corporate behaviour and government economic policy. An emphasis on access to goods and services rather than ownership will be accompanied by a focus on environmental and social benefits. Perceived generational inequality in wealth and property ownership could also have policy implications.

## Next-phase technology

---



### Artificial Intelligence:

Investor interest in artificial intelligence (AI) has escalated during 2023 on the back of growing appreciation of its potential to boost productivity and growth in the long term. "Narrow" AI trained to perform specific tasks is already having a major impact across many sectors, driving resources into areas such as deep learning, neuro-linguistic programming (NLP) and image recognition. Artificial General Intelligence (AGI) may eventually advance the process much further.



### Smart Mobility:

The economic benefits of transportation are substantial but so are the environmental costs. We need to switch to more efficient technologies, optimise our use of mobility infrastructure and prioritise some transport needs. Continuing urbanisation, particularly in emerging markets is also likely to encourage radical solutions. New ownership structures and regulatory models will be part of the response.



### Cyber Security:

Growing perceived risks for individuals, corporates and government from cyber security breaches continue to drive increases in spending here. Geopolitical tensions and the growing capabilities of AI are demanding more sophisticated responses. Infrastructure vulnerabilities and the use of deepfake technology are among immediate concerns.

## Appendix 1

# Macroeconomic forecasts

	2023 Forecast	2024 Forecast
<b>GDP growth rate (%)</b>		
U.S.*	2.0	0.4
Eurozone (of which)	0.8	0.9
Germany	0.0	1.0
France	0.7	0.8
Italy	0.9	0.6
Spain	2.5	1.4
Japan	2.1	1.1
China	4.8	4.5
World	2.9	2.7
<b>Consumer price index inflation (%)</b>		
U.S.	4.1	2.6
Eurozone	5.7	2.5
Germany	6.0	3.2
Japan	2.9	1.9
China	0.5	2.0

\*For the U.S., GDP growth Q4/Q4 is 1.4% in 2023 and 0.4% in 2024  
Source: Deutsche Bank AG. Forecasts as of September 7, 2023.

In Europe, Middle East and Africa as well as in Asia Pacific this material is considered marketing material, but this is not the case in the U.S. No assurance can be given that any forecast or target can be achieved. Forecasts are based on assumptions, estimates, opinions and hypothetical models which may prove to be incorrect. Past performance is not indicative of future returns. Performance refers to a nominal value based on price gains/losses and does not take into account inflation. Inflation will have a negative impact on the purchasing power of this nominal monetary value. Depending on the current level of inflation, this may lead to a real loss in value, even if the nominal performance of the investment is positive. Investments come with risk. The value of an investment can fall as well as rise and you might not get back the amount originally invested at any point in time. Your capital may be at risk.  
This document was produced in September 2023.

## Appendix 2

# Asset class forecasts

### Bond yield and spread forecasts for end-September 2024

United States (2-year Treasuries)	4.35%
United States (10-year Treasuries)	4.20%
United States (30-year Treasuries)	4.35%
USD IG Corp (BarCap U.S. Credit)	95bp
USD HY (Barclays U.S. HY)	450bp
Germany (2-year Schatz)	2.60%
Germany (10-year Bunds)	2.70%
Germany (30-year Bunds)	2.80%
United Kingdom (10-year Gilts)	4.10%
EUR IG Corp (iBoxx Eur Corp all)	110bp
EUR HY (ML Eur Non-Fin HY Constr.)	450bp
Japan (2-year JGB)	0.15%
Japan (10-year JGB)	0.75%
Asia Credit (JACI)	280bp
EM Sovereign (EMBIG Div.)	440bp
EM Credit (CEMBI Broad)	325bp

### FX forecasts for end-September 2024

EUR vs. USD	1.12
USD vs. JPY	135
EUR vs. JPY	151
EUR vs. CHF	1.00
EUR vs. GBP	0.86
GBP vs. USD	1.30
USD vs. CNY	7.20

### Equity index forecasts for end-September 2024

United States (S&P 500)	4,500
Germany (DAX)	16,700
Eurozone (EuroStoxx 50)	4,350
Europe (STOXX 600)	470
Japan (MSCI Japan)	1,500
Switzerland (SMI)	11,300
United Kingdom (FTSE 100)	7,400
Emerging Markets (MSCI EM)	1,010
Asia ex Japan (MSCI Asia ex Japan)	655
Australia (MSCI Australia)	1,350

### Commodity forecasts for end-September 2024

Gold (USD/oz)	2,150
Copper (USD/t)	8,800
Crude Oil (Brent Spot, USD/b)	88

Source: Deutsche Bank AG. Forecasts as of September 7, 2023.

In Europe, Middle East and Africa as well as in Asia Pacific this material is considered marketing material, but this is not the case in the U.S. No assurance can be given that any forecast or target can be achieved. Forecasts are based on assumptions, estimates, opinions and hypothetical models which may prove to be incorrect. Past performance is not indicative of future returns. Performance refers to a nominal value based on price gains/losses and does not take into account inflation. Inflation will have a negative impact on the purchasing power of this nominal monetary value. Depending on the current level of inflation, this may lead to a real loss in value, even if the nominal performance of the investment is positive. Investments come with risk. The value of an investment can fall as well as rise and you might not get back the amount originally invested at any point in time. Your capital may be at risk. This document was produced in September 2023.



# Glossary

**Artificial general intelligence (AGI)** is a hypothetical and still loosely-defined concept, envisaging a system that would be capable of learning how to perform any intellectual or economically-valuable task that a human being or animal can accomplish.

**Artificial intelligence** enables machines to simulate human intelligence processes, such as learning from experience and adapting to new inputs, in order to perform specific tasks.

**BRICS** is a grouping of the economies of Brazil, Russia, India, China and South Africa. In August 2023 the existing members agreed to admit Saudi Arabia, Iran, Ethiopia, Egypt, Argentina and the United Arab Emirates to the bloc from January 2024.

**Bunds** are longer-term bonds issued by the German government.

**Carry** investments are intended to deliver higher returns, perhaps accessed (as in currencies) through borrowing in a lower-yielding environment.

**CHF** is the currency code for the Swiss franc.

**CNY** is the currency code for the Chinese yuan.

**CO<sub>2</sub>** is the chemical symbol for carbon dioxide.

The **consumer price index (CPI)** measures the price of a basket of products and services that is based on the typical consumption of a private household.

**Core inflation** (or underlying inflation) refers to a measure of inflation which excludes some volatile components (e.g. energy). These excluded components can vary from country to country.

The **DAX** is a blue-chip stock-market index consisting of the 40 major German companies trading on the Frankfurt Stock Exchange; other DAX indices include a wider range of firms.

**Dividends** are payments made by a company to its shareholders.

**Earnings per share (EPS)** are calculated as a company's net income minus dividends of preferred stock, divided by the total number of shares outstanding by the total number of shares outstanding.

An **emerging market (EM)** is a country that has some characteristics of a developed market in terms of market efficiency, liquidity and other factors, but does not meet all developed market criteria.

**ESG** investing pursues environmental, social and corporate governance goals.

**EUR** is the currency code for the euro, the currency of the Eurozone.

The **European Central Bank (ECB)** is the central bank for the Eurozone.

The **EuroStoxx 50 Index** tracks the performance of blue-chip stocks in the Eurozone and includes the super-sector leaders in terms of market capitalisation.

The **Eurozone** is comprised of 20 European Union member states that have adopted the euro as their common currency and sole legal tender.

The **Federal (Fed) funds** rate is the interest rate at which U.S. depository institutions lend overnight to other depository institutions.

The **Federal Reserve (Fed)** is the central bank of the United States. Its **Federal Open Market Committee (FOMC)** meets to determine interest rate policy.

**GBP** is the currency code for the British pound/sterling.

**Gilts** are bonds that are issued by the British Government.

## Glossary

**Government bonds** are issued by a government to support government spending, mostly in the country's domestic currency and are backed by the full faith of the government.

**Gross domestic product (GDP)** is the monetary value of all the finished goods and services produced within a country's borders in a specific time period.

**Headline PCE (personal consumption expenditure)** inflation tracks price changes in a basket of goods and services designed to cover all the expenditures typically made by consumers, whereas **core PCE** – the Federal Reserve's preferred inflation metric – excludes some volatile components. In the U.S., food and energy are excluded from core PCE inflation.

**High yield (HY)** bonds are higher-yielding bonds with a lower credit rating than investment-grade corporate and government bonds.

An **investment grade (IG)** rating by a rating agency such as Standard & Poor's indicates that a bond is seen as having a relatively low risk of default.

**JPY** is the currency code for the Japanese yen, the Japanese currency.

The **MSCI AC World Index** captures large- and mid-cap companies across 23 developed- and 23 emerging-market countries.

The **MSCI Asia ex Japan Index** captures large- and mid-cap representation across 2 of 3 developed market countries (excluding Japan) and 8 emerging-market countries in Asia.

The **MSCI Australia Index** measures the performance of 60 large and mid-cap stocks that constitute approximately 85% of the free float-adjusted market capitalisation in Australia.

The **MSCI Emerging Markets Index** captures large- and mid-cap representation across 23 emerging market countries.

The **MSCI Japan Index** measures the performance of 259 large and mid-cap stocks that account for about 85% of Japanese market capitalisation.

**NTM** stands for next twelve months in the context of earnings and thus price/earnings ratios.

The **Organization of the Petroleum Exporting Countries (OPEC)** is an international organisation which aims to "coordinate and unify the petroleum policies" of its 13 members. The so-called "OPEC+" brings in Russia and other producers.

The **People's Bank of China (PBoC)** is the central bank of the People's Republic of China.

**Price/earnings (P/E)** ratios measure a company's current share price relative to its past or expected future earnings per share.

**Real rates** adjust changes of value for factors such as inflation.

A **recession** is usually defined as two consecutive quarters of GDP contraction.

The **Recovery and Resilience Facility** is an EU instrument aimed at mitigating the economic and social impact of the Covid-19 pandemic on its member states by providing grants and loans to support reforms and investments.

The **S&P 500 Index** includes 500 leading U.S. companies capturing approximately 80% coverage of available U.S. market capitalization.

The **Secured Overnight Financing Rate (SOFR)** is a benchmark interest rate for U.S. dollar-denominated loans and derivatives, based on transactions in the U.S. Treasury repurchase market.

A **spread** is the difference in the quoted return on two investments, most commonly used when comparing bond yields.

## Glossary

The **STOXX Europe 600 (STOXX 600)** is a broad-based index that tracks the performance of 600 companies of various sizes from 17 European countries.

The **Swiss Market Index (SMI)** includes 20 large and mid-cap stocks.

**Terms of trade** is the relationship between the prices at which a country sells its exports and the prices it pays for its imports.

**TOPIX** refers to the Tokyo Stock Price Index, a weighted index incorporating a wide range of Japanese domestic companies.

**Total return** is the actual rate of return on an investment, including (where applicable) dividends, capital gains, interest, and other financial rewards, over a period of time.

The **Transmission Protection Instrument** unveiled by the ECB in July 2022 is a bond purchase scheme aimed at helping more indebted Eurozone countries and preventing financial fragmentation within the currency bloc by ensuring the smooth transmission of the ECB's monetary policy stance.

**Treasuries** are bonds issued by the U.S. government.

**Treasury bills (T-Bills)** are U.S. government-issued fixed income securities offered to investors with maturity terms of between four weeks to one year.

**Treasury bonds (T-Bonds)** are U.S. government-issued fixed income securities offered to investors in terms of 20 and 30 years to maturity.

The **U.S. debt ceiling** is a legislative limit on the amount of Federal debt that can be issued by the U.S. Treasury.

**Yield** is the income return on an investment referring to the interest or dividends received from a security and is usually expressed annually as a percentage based on the investment's cost, its current market value or its face value.



## Important Information

### General

This document may not be distributed in Canada or Japan. This document is intended for retail or professional clients only.

This document is being circulated in good faith by Deutsche Bank Aktiengesellschaft, its branches (as permitted in any relevant jurisdiction), affiliated companies and its officers and employees (collectively, "Deutsche Bank").

This material is for your information only and is not intended as an offer, or recommendation or solicitation of an offer to buy or sell any investment, security, financial instrument or other specific product, to conclude a transaction, or to provide any investment service or investment advice, or to provide any research, investment research or investment recommendation, in any jurisdiction. All materials in this communication are meant to be reviewed in their entirety.

If a court of competent jurisdiction deems any provision of this disclaimer unenforceable, the remaining provisions will remain in full force and effect. This document has been prepared as a general market commentary without consideration of the investment needs, objectives or financial circumstances of any investor. Investments are subject to generic market risks which derive from the instrument or are specific to the instrument or attached to the particular issuer. Should such risks materialise, investors may incur losses, including (without limitation) a total loss of the invested capital. The value of investments can fall as well as rise and you may not recover the amount originally invested at any point in time. This document does not identify all the risks (direct or indirect) or other considerations which may be material to an investor when making an investment decision.

This document and all information included herein are provided "as is", "as available" and no representation or warranty of any kind, express, implied or statutory, is made by Deutsche Bank regarding any statement or information contained herein or in conjunction with this document. To the extent permissible under applicable laws and regulations, please note that we are making no representation as to the profitability of any financial instrument or economic measure. All opinions, market prices, estimates, forward looking statements, hypothetical statements, forecast returns or other opinions leading to financial conclusions contained herein reflect Deutsche Bank's subjective judgment on the date of this document. Without limitation, Deutsche Bank does not warrant the accuracy, adequacy, completeness, reliability, timeliness or availability of this communication or any information in this document and expressly disclaims liability for errors or omissions herein. Forward looking statements involve significant elements of subjective judgments and analyses and changes thereto and/or consideration of different or additional factors could have a material impact on the results indicated. Therefore, actual results may vary, perhaps materially, from the results contained herein. Deutsche Bank does not assume any obligation to either update the information contained in this document or inform investors about available updated information. The information contained in this document is subject to change without notice and based on a number of assumptions which may not prove valid and may be different from conclusions expressed by other departments within Deutsche Bank. Although the information contained in this document has been diligently compiled by Deutsche Bank and derived from sources that Deutsche Bank considers trustworthy and reliable, Deutsche Bank does not guarantee or cannot make any guarantee about the completeness, fairness, or accuracy of the information and it should not be relied upon as such. This document may provide, for your convenience, references to websites and other external sources. Deutsche Bank takes no responsibility for their content and their content does not form any part of this document. Accessing such external sources is at your own risk.

To the extent permissible under applicable laws and regulations, this document is for discussion purposes only and is not intended to create any legally binding obligations on Deutsche Bank and/or its affiliates ("Affiliates"), and Deutsche Bank is not acting as your financial advisor or in a fiduciary capacity unless otherwise expressly agreed by Deutsche Bank in writing. Before making an investment decision, investors need to consider, with or without the assistance of an investment adviser, whether any investments and strategies described or provided by Deutsche Bank, are appropriate, in light of their particular investment needs, objectives, financial circumstances, the possible risks and benefits of such investment decision and instrument specifics. When making an investment decision, potential investors should not rely on this document but only on what is contained in the final offering documents relating to the investment. As a global financial services provider, Deutsche Bank from time to time faces actual and potential conflicts of interest. Deutsche Bank's policy is to take all appropriate steps to maintain and operate effective organisational and administrative arrangements to identify and manage such conflicts. Senior management within Deutsche Bank are responsible for ensuring that Deutsche Bank's systems, controls and procedures are adequate to identify and manage conflicts of interest. Deutsche Bank does not give tax or legal advice, including in this document and nothing in this document should be interpreted as Deutsche Bank providing any person with any investment advice. Investors should seek advice from their own tax experts, lawyers, and investment advisers in considering investments and strategies described by Deutsche Bank. Unless notified to the contrary in a particular case, investment instruments are not insured by any governmental entity, not subject to deposit protection schemes and not guaranteed, including by Deutsche Bank. This document may not be reproduced or circulated without Deutsche Bank's express written authorisation. Deutsche Bank expressly prohibits the distribution and transfer of this material to third parties. Deutsche Bank accepts no liability whatsoever arising from the use or distribution of this material or for any action taken or decision made in respect of investments mentioned in this document the investor may have entered into or may enter in future.

The manner of circulation and distribution of this document may be restricted by law or regulation in certain countries, including, without limitation, the United States. This document is not directed to, or intended for distribution to or use by, any person or entity who is a citizen or resident of or located in any locality, state, country, or other jurisdiction, where such distribution, publication, availability or use would be contrary to law or regulation or which would subject Deutsche Bank to any registration or licensing requirement within such jurisdiction not currently met. Persons into whose possession this document may come are required to inform themselves of, and to observe, such restrictions. Past performance is no guarantee of future results; nothing contained herein shall constitute any representation, warranty, or prediction as to future performance. Further information is available upon investor's request.

## Important Information

Deutsche Bank Aktiengesellschaft ("Deutsche Bank AG") is authorized to conduct banking business and to provide financial services as set forth in the German Banking Act ("Kreditwesengesetz"). Deutsche Bank AG is subject to comprehensive supervision by the European Central Bank ("ECB"), by the German Federal Financial Supervisory Authority (BaFin) and by the Deutsche Bundesbank ("Bundesbank"), Germany's central bank.

### Kingdom of Bahrain

For Residents of the Kingdom of Bahrain: This document does not constitute an offer for sale of, or participation in, securities, derivatives or funds marketed in Bahrain within the meaning of Bahrain Monetary Agency Regulations. All applications for investment should be received and any allotments should be made, in each case from outside of Bahrain. This document has been prepared for private information purposes of intended investors only who will be institutions. No invitation shall be made to the public in the Kingdom of Bahrain and this document will not be issued, passed to, or made available to the public generally. The Central Bank (CBB) has not reviewed, nor has it approved, this document or the marketing of such securities, derivatives, or funds in the Kingdom of Bahrain. Accordingly, the securities, derivatives or funds may not be offered or sold in Bahrain or to residents thereof except as permitted by Bahrain law. The CBB is not responsible for performance of the securities, derivatives, or funds.

### State of Kuwait

This document has been sent to you at your own request. This presentation is not for general circulation to the public in Kuwait. The Interests have not been licensed for offering in Kuwait by the Kuwait Capital Markets Authority or any other relevant Kuwaiti government agency. The offering of the Interests in Kuwait on the basis a private placement or public offering is, therefore, restricted in accordance with Decree Law No. 31 of 1990 and the implementing regulations thereto (as amended) and Law No. 7 of 2010 and the bylaws thereto (as amended). No private or public offering of the Interests is being made in Kuwait, and no agreement relating to the sale of the Interests will be concluded in Kuwait. No marketing or solicitation or inducement activities are being used to offer or market the Interests in Kuwait.

### United Arab Emirates

Deutsche Bank AG in the Dubai International Financial Centre (registered no. 00045) is regulated by the Dubai Financial Services Authority. Deutsche Bank AG -DIFC Branch may only undertake the financial services activities that fall within the scope of its existing DFSA license. Principal place of business in the DIFC: Dubai International Financial Centre, The Gate Village, Building 5, PO Box 504902, Dubai, U.A.E. This information has been distributed by Deutsche Bank AG. Related financial products or services are only available to Professional Clients, as defined by the Dubai Financial Services Authority.

### State of Qatar

Deutsche Bank AG in the Qatar Financial Centre (registered no. 00032) is regulated by the Qatar Financial Centre Regulatory Authority. Deutsche Bank AG -QFC Branch may only undertake the financial services activities that fall within the scope of its existing QFCRA license. Principal place of business in the QFC: Qatar Financial Centre, Tower, West Bay, Level 5, PO Box 14928, Doha, Qatar. This information has been distributed by Deutsche Bank AG. Related financial products or services are only available to Business Customers, as defined by the Qatar Financial Centre Regulatory Authority.

### Kingdom of Belgium

This document has been distributed in Belgium by Deutsche Bank AG acting through its Brussels Branch. Deutsche Bank AG is a stock corporation ("Aktiengesellschaft") incorporated under the laws of the Federal Republic of Germany and licensed to carry on banking business and to provide financial services subject to the supervision and control of the European Central Bank ("ECB") and the German Federal Financial Supervisory Authority ("Bundesanstalt für Finanzdienstleistungsaufsicht" or "BaFin"). Deutsche Bank AG, Brussels Branch has its registered address at Marnixlaan 13-15, B-1000 Brussels, registered at the RPM Brussels, under the number VAT BE 0418.371.094. Further details are available on request or can be found at [www.deutschebank.be](http://www.deutschebank.be).

### Kingdom of Saudi Arabia

Deutsche Securities Saudi Arabia (DSSA) is authorized by the Capital Market Authority of the Kingdom of Saudi Arabia (CMA) with a license number (No. 37-07073). Deutsche Securities Saudi Arabia may only undertake the financial services activities that fall within the scope of its existing CMA license. DSSA registered office is at Faisaliah Tower, 17th floor, King Fahad Road, Al Olaya District Riyadh, Kingdom of Saudi Arabia P.O. Box 301806.

### United Kingdom

This document is a financial promotion and is communicated by Deutsche Bank Wealth Management. Deutsche Bank Wealth Management is a trading name of DB UK Bank Limited. Registered in England & Wales No. 315841. Registered Office: 23 Great Winchester Street, London, EC2P 2AX. DB UK Bank Limited is authorised by the Prudential Regulation Authority and regulated by the Financial Conduct Authority and the Prudential Regulation Authority. Financial Services Registration Number 140848. DB UK Bank is a member of the Deutsche Bank Group.

### South Africa

In South Africa, this material is distributed by Deutsche Bank Suisse SA authorized as a financial services provider (FSP) for the provision of Advice and Intermediary Services by the Financial Sector Conduct Authority of South Africa (FSCA) under registration no. 52190. Deutsche Bank Suisse SA is approved to operate a Representative Office by the Prudential Authority of the South African Reserve Bank (SARB).

# Important Information

## Hong Kong

Deutsche Bank Aktiengesellschaft is incorporated in the Federal Republic of Germany and its members' liability is limited. This material is intended for: Professional Investors in Hong Kong. Furthermore, this material is provided to addressee only, further distribution of this material is strictly prohibited.

This document and its contents are provided for information only. Nothing in this document is intended to be an offer of any investment or a solicitation or recommendation to buy or to sell an investment and should not be interpreted or construed as an offer, solicitation, or recommendation. The contents of this document have not been reviewed by any regulatory authority in Hong Kong. You are advised to exercise caution in relation to the investments contained herein (if any). If you are in any doubt about any of the contents of this document, you should obtain independent professional advice.

This document has not been approved by the Securities and Futures Commission in Hong Kong (the "SFC") nor has a copy of this document been registered by the Registrar of Companies in Hong Kong, unless specified otherwise. The investments contained herein may or may not be authorised by the SFC. The investments may not be offered or sold in Hong Kong, by means of any document, other than (i) to "professional investors" as defined in the Securities and Futures Ordinance (Cap. 571 of the Laws of Hong Kong) ("SFO") and any rules made under the SFO, or (ii) in other circumstances which do not result in the document being a "prospectus" as defined in the Companies (Winding Up and Miscellaneous Provisions) Ordinance (Cap. 32 of the Laws of Hong Kong) (the "C(WUMP)O") or which do not constitute an offer to the public within the meaning of the C(WUMP)O. No person shall issue or possess for the purposes of issue, whether in Hong Kong or elsewhere, any advertisement, invitation or document relating to the investments, which is directed at, or the contents of which are likely to be accessed or read by, the public of Hong Kong (except if permitted to do so under the securities laws of Hong Kong) other than with respect to investments which are or are intended to be disposed of only to persons outside Hong Kong or only to "professional investors" as defined in the SFO and any rules made under the SFO.

## Singapore

This material is intended for: Accredited Investors / Institutional Investors in Singapore. Furthermore, this material is provided to addressee only, further distribution of this material is strictly prohibited.

## United States

In the United States, brokerage services are offered through Deutsche Bank Securities Inc., a broker-dealer and registered investment adviser, which conducts securities activities in the United States. Deutsche Bank Securities Inc. is a member of FINRA, NYSE and SIPC. Banking and lending services are offered through Deutsche Bank Trust Company Americas, member FDIC, and other members of the Deutsche Bank Group. In respect of the United States, see earlier statements made in this document. Deutsche Bank makes no representations or warranties that the information contained herein is appropriate or available for use in countries outside of the United States, or that services discussed in this document are available or appropriate for sale or use in all jurisdictions, or by all counterparties. Unless registered, licensed as otherwise may be permissible in accordance with applicable law, none of Deutsche Bank or its affiliates is offering any services in the United States or that are designed to attract US persons (as such term is defined under Regulation S of the United States Securities Act of 1933, as amended). This United States-specific disclaimer will be governed by and construed in accordance with the laws of the State of Delaware, without regard to any conflicts of law provisions that would mandate the application of the law of another jurisdiction.

## Germany

This information is advertising. The texts do not meet all legal requirements to ensure the impartiality of investment and investment strategy recommendations or financial analyses. There is no prohibition for the compiler or for the company responsible for the compilation to trade with the respective financial instruments before or after the publication of these documents. The information contained in this document does not constitute an investment recommendation, investment advice or a recommendation to act, but is intended solely for information purposes. The information does not replace advice tailored to the individual circumstances of the investor. General information on financial instruments is contained in the brochures "Basic Information on Securities and Other Investments", "Basic Information on Financial Derivatives", "Basic Information on Forward Transactions" and the information sheet "Risks in Forward Transactions", which the customer can request from the Bank free of charge. Forecasts are based on assumptions, estimates, opinions and hypothetical models or analyses. Although, from the Bank's point of view, they are based on adequate information, it may turn out in the future that they are not accurate or correct. Past performance or simulated performance is not a reliable indicator of future performance. Unless otherwise indicated in this document, all statements of opinion reflect the current assessment of Deutsche Bank, which may change at any time. Deutsche Bank assumes no obligation to update the information contained in this document or to notify investors of any available updated information. Deutsche Bank AG is a stock corporation ("Aktiengesellschaft") incorporated under the laws of the Federal Republic of Germany with principal office in Frankfurt am Main. It is registered with the district court ("Amtsgericht") in Frankfurt am Main under No HRB 30 000 and licensed to carry on banking business and to provide financial services. Supervisory authorities: The European Central Bank ("ECB"), Sonnemannstrasse 22, 60314 Frankfurt am Main, Germany and the German Federal Financial Supervisory Authority ("Bundesanstalt für Finanzdienstleistungsaufsicht" or "BaFin"), Graurheindorfer Strasse 108, 53117 Bonn and Marie-Curie-Strasse 24-28, 60439 Frankfurt am Main, Germany.

# Important Information

## India

The investments mentioned in this document are not being offered to the Indian public for sale or subscription. This document is not registered and/or approved by the Securities and Exchange Board of India, the Reserve Bank of India, or any other governmental/ regulatory authority in India. This document is not and should not be deemed to be a "prospectus" as defined under the provisions of the Companies Act, 2013 (18 of 2013) and the same shall not be filed with any regulatory authority in India. Pursuant to the Foreign Exchange Management Act, 1999 and the regulations issued there under, any investor resident in India may be required to obtain prior special permission of the Reserve Bank of India before making investments outside of India including any investments mentioned in this document.

## Italy

This report is distributed in Italy by Deutsche Bank S.p.A., a bank incorporated and registered under Italian law subject to the supervision and control of Banca d'Italia and CONSOB.

## Luxembourg

This report is distributed in Luxembourg by Deutsche Bank Luxembourg S.A., a bank incorporated and registered under Luxembourg law subject to the supervision and control of the Commission de Surveillance du Secteur Financier.

## Spain

Deutsche Bank, Sociedad Anónima Española is a credit institution regulated by the Bank of Spain and the CNMV and registered in their respective Official Registries under the Code 019. Deutsche Bank, Sociedad Anónima Española may only undertake the financial services and banking activities that fall within the scope of its existing license. The principal place of business in Spain is located in Paseo de la Castellana number 18, 28046 - Madrid. Registered in the Mercantile Registry of Madrid, volume 28100, book 0. Folio 1. Section 8. Sheet M506294. Registration 2. NIF: A08000614. This information has been distributed by Deutsche Bank, Sociedad Anónima Española.

## Portugal

Deutsche Bank AG, Portugal Branch is a credit institution regulated by the Bank of Portugal and the Portuguese Securities Commission ("CMVM"), registered with numbers 43 and 349, respectively and with commercial registry number 980459079. Deutsche Bank AG, Portugal Branch may only undertake the financial services and banking activities that fall within the scope of its existing license. The registered address is Rua Castilho, 20, 1250-069 Lisbon, Portugal. This information has been distributed by Deutsche Bank AG, Portugal Branch.

## Austria

This document is distributed by Deutsche Bank AG Vienna Branch, registered in the commercial register of the Vienna Commercial Court under number FN 140266z. Deutsche Bank AG is a public company incorporated under German law and authorized to conduct banking business and provide financial services. It is supervised by the European Central Bank (ECB), Sonnemannstraße 22, 60314 Frankfurt am Main, Germany and by the Federal Financial Supervisory Authority (BaFin), Graurheindorfer Straße 108, 53117 Bonn, Germany and Marie-Curie-Strasse 24-28, 60439 Frankfurt am Main, Germany. The Vienna branch is also supervised by the Austrian Financial Market Authority (FMA), Otto-Wagner Platz 5, 1090 Vienna. This document has neither been submitted to nor approved by the aforementioned supervisory authorities. Prospectuses may have been published for certain of the investments mentioned in this document. In such a case, investment decisions should be made solely on the basis of the published prospectuses, including any annexes. Only these documents are binding. This document constitutes marketing material for informational and promotional purposes only and is not the result of any financial analysis or research.

## The Netherlands

This document is distributed by Deutsche Bank AG, Amsterdam Branch, with registered address at De entree 195 (1101 HE) in Amsterdam, the Netherlands, and registered in the Netherlands trade register under number 33304583 and in the register within the meaning of Section 1:107 of the Netherlands Financial Supervision Act (Wet op het financieel toezicht). This register can be consulted through [www.dnb.nl](http://www.dnb.nl).

## France

Deutsche Bank AG is an authorized credit institution, subject to the overall supervision of the European Central Bank and BaFin, the German Federal Financial Supervisory Authority. Its various branches are locally supervised, for certain activities, by the competent banking authorities, such as the Prudential Control and Resolution Authority (The ACPR) and the Financial Markets Authority (The AMF) in France. This document has been prepared for discussion purposes only. It is not a financial analysis document. The opinions expressed in this document may differ from those expressed by other departments of Deutsche Bank, including the financial analysis department. The manner of circulation and distribution of this document may be restricted by law or regulation in certain countries, including the United States. This document is not intended for distribution to, or use by, any person or entity who is a national of, or resident or located in, any country, state or jurisdiction where such distribution, publication, availability or use would be contrary to applicable laws and regulations or would subject Deutsche Bank AG or any of its subsidiaries to any additional registration or licensing requirements. Persons in possession of this document are required to inform themselves about and observe any such restrictions.

## Important Information

This document and the information contained herein do not constitute investment advice, an offer, an inducement or a recommendation to engage in any transaction. This document is not and should not be considered a prospectus. Nothing in this document constitutes financial, legal, tax or other advice and no investment or other decision should be made solely based on this document.

Deutsche Bank AG therefore urges potential investors to seek independent advice from their own professional tax, legal, accounting and other advisers as to the appropriateness of the proposed transaction in light of their objectives, financial and operational resources or any other criteria prior to any investment decision, including the potential risks and rewards of the transaction, particularly where it involves foreign currency transactions, investments in countries other than France, high yield fixed income securities, hedge funds, commodities or private equity funds.

It is the sole responsibility of potential investors to obtain the documentation (prospectus, Term Sheets, subscription agreement, etc.) and information required to evaluate the investment and the risks involved. Deutsche Bank AG cannot be held responsible for any risks associated with the products mentioned in this document. They may not be suitable for all investors and/or may only be suitable for certain categories of investors.

Furthermore, the financial products mentioned in this document are only suitable for investors who have the knowledge and experience to evaluate and bear the risks inherent in an investment, including, financial, political and market risks, as well as the risk of losing the entire amount invested.

Past performance is not indicative of future performance and is not consistent over time. Nothing in this document constitutes a representation or warranty as to future performance.

Any reproduction, representation, distribution or redistribution, in whole or in part, of the contents of this document in any medium or by any process whatsoever, as well as any sale, resale, retransmission or making available to third parties in any manner whatsoever, is prohibited. This document may not be reproduced or distributed without our written permission.

© Deutsche Bank AG 2023

053841 092623



